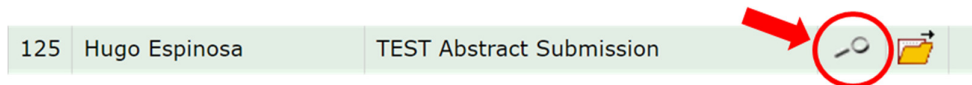


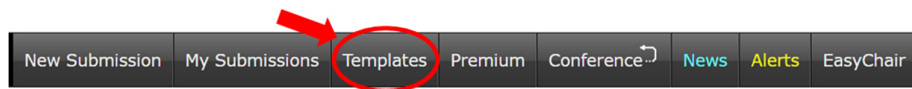
Instructions for submitting the Full Paper and Workshop Expression of Interest to AAEE 2023

The following steps will allow you to replace your Abstract with your Full Paper. **Please do not add a “New submission” when submitting your paper.**

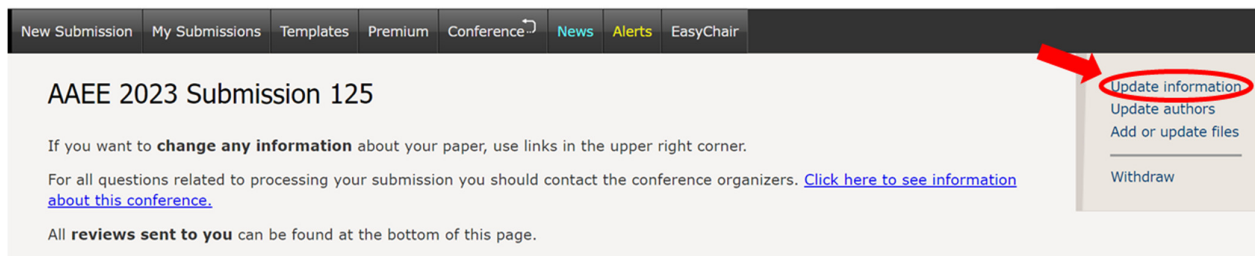
Once logged into EasyChair, your submissions will be displayed in the main screen. Click on the magnifying icon to view your submission:



Download the Full Paper template by clicking “Templates” in the top menu:



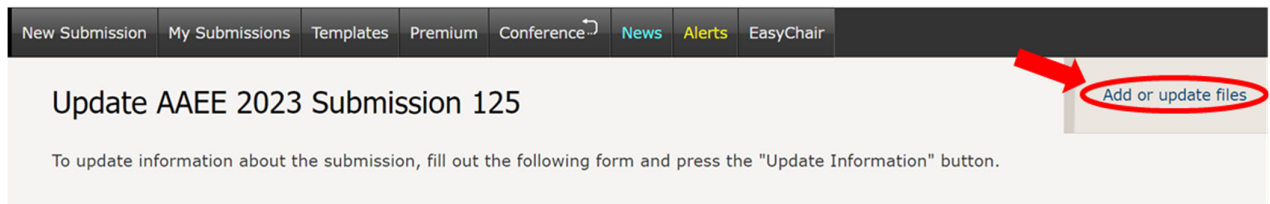
On the top right menu, click on “Update Information”:



The following screen will be displayed. Make sure you click on the “Copyright statement”. Select your “Presentation Mode” preference (15 min or 5 min) and/or Workshop if applicable, then select “Update Information”:



In the same screen, click on “Add or update files” in the top right menu:



The following screen will be displayed. You can now submit your Full Paper (maximum 9 pages) in PDF format, which will replace the current Abstract. You can also submit a one-page Workshop Expression of Interest if applicable. Finally, click on “Submit”:

File	Admissible file extensions	Maximum number of pages	Current version	Delete
Full paper. Upload your full paper. The paper must be in PDF format (file extension .pdf) <input type="button" value="Choose file"/> No file chosen	PDF (extension pdf)	9		
Workshop Expression of Interest. Upload a one-page expression of interest in PDF format. <input type="button" value="Choose file"/> No file chosen	PDF (extension pdf)	1		

Full Paper and Workshop EoI Templates can also be downloaded from the conference website (www.aee2023.org/authors/).